



ECONOMICS COLLEGE IN STALOWA WOLA

**ENGINEERING SCIENCES: DEVELOPMENT
PROSPECTS IN COUNTRIES OF EUROPE
AT THE BEGINNING OF THE THIRD MILLENNIUM**

Collective monograph

Volume 1

Stalowa Wola, Poland
2018

*Recommended for publication
by the Academic Council of Economics College in Stalowa Wola*

Responsible for release: dr Małgorzata Korecka, rector
(Economics College in Stalowa Wola)

Engineering sciences: development prospects in countries of Europe at the beginning of the third millennium: Collective monograph. Volume 1. Riga : Izdevniecība "Baltija Publishing", 2018. 464 p.

CONTENTS

Method of the intelligent automatic control system construction of unmanned aircraft apparatus Bieliakov R. O., Shyshatskyi A. V.	1
Інтеграція методів навчання як засіб формування іншомовної компетенції майбутнього вчителя фізики Білик О. С., Кушніт У. В.	23
Model for cryptography protection of confidential information Borsukovskyi Y. V., Borsukovska V. Y.	43
Eco-oriented architectural environment is the basis of the modern city's humanization Votinov M. A., Smirnova O. V.	64
Method of evaluation of the state of the special purposes of radio communication system channels Gatsenko S. S., Zhuk P. V.	90
Вплив умов екстрагування на структуру та властивості картопляного пектину Грабовська О. В., Пастух Г. С.	110
Уточнення положень нормативного розрахунку гнучких сталезалізобетонних колон за умов дії стиску зі згином Гудзь С. А., Гасій Г. М.	131
Розроблення композиції складу борошняних кондитерських виробів протекторної дії Дзюба Н. А., Землякова О. В.	156
Formulation or recipes of functional food products based on fish raw materials, characteristics of their consumer properties Ditrikh I. V., Saltan B. A.	176
Методи представлення та обґрунтування архітектури критичної ІТ-інфраструктури Дорогий Я. Ю., Цуркан В. В.	198
Method of estimation of channel state in the multiantenna radio communication systems Zhyvotovskyy R. M., Petruk S. M.	240

Concerning the prospect of using electrochemical activation in the production of alcoholic products Kuzmin O. V., Marynin A. I.	260
Mastering high-strength shipbuilding steel plate production using thermo-mechanical controlled process (TMCP) at the rolling mill 3600 Kurpe O. H., Kukhar V. V.	281
Features of the use of synthesis-gas in the low-displacement ship power plants Mytrofanov O. S., Proskurin A. Yu.	299
Methodology of forecasting temperature conditions for using road surface Pashynskiy V. A., Tykhyi A. A.	324
Розвиток конструкцій тягово-транспортних засобів у аспекті поєднання пружних властивостей опорної поверхні з вихідними фізичними параметрами колісних рушіїв Петров Л. М., Борисенко Т. М.	349
Mobile robots of arbitrary orientation in the technological space Polishchuk M. M.	369
The use of vitaminized blended oils in the technology of meat pates of balanced composition Topchiy O. A., Kotliar Ye. O.	389
Designing functional planning solutions for hotels of family type in Ukraine Chemakina O. V., Kuzmin A. O.	426
European experience in designing resource-saving metal constructions Chichulina K. V., Chichulin V. P.	448

MASTERING HIGH-STRENGTH SHIPBUILDING STEEL PLATE PRODUCTION USING THERMO-MECHANICAL CONTROLLED PROCESS (TMCP) AT THE ROLLING MILL 3600

Kurpe O. H., Kukhar V. V.

INTRODUCTION

Having a significant number of benefits, thermo-mechanical controlled process (TMCP) has become more widespread in the production of almost all types of rolled products. As a result, consumers have received products that meet up-to-date quality requirements, and producers have an additional opportunity to reduce their cost production thereby maintaining, and, in some cases, greatly improving their competitiveness.

Nowadays, an extensive list of international standards make it possible to produce similar products in various ways, whether it be conventional hot rolling, normalizing rolling, thermo-mechanical controlled process (TMCP), or with the use of heat treatment. However, struggle for production cost, competition and product quality requirements assign clear priorities for the production method. There is a separate list of special-purpose product mix, which is still produced with the use of heat treatment only.

Thus, it is very important to undertake a series of studies and master the production of rolled products using thermo-mechanical controlled process (TMCP) instead of other more cost-effective methods, if the relevant standard for the product so allows.

Problem definition

The paper objective is to develop the technology of high-strength shipbuilding steel plate production (Grade EH36, 25 × 2150 × 8000 mm) in strict compliance with Bureau Veritas Rules at the rolling mill 3600, PJSC “AZOVSTAL IRON & STEEL WORKS”.

Review of recent studies and publications

The worldwide development and dissemination of thermo-mechanical controlled process (TMCP) technology began in the 1960s of the last

century¹. In our country, the technology started to be introduced from production of rolled plates 10 years later². Since that time, TMCP technology has evolved and relevant equipment has undergone drastic changes³. Now, this production method is constantly developing and spreading to various rolled products.

Today, TMCP allows producing plates and coils for the design, construction, and production of pressure vessels and pipelines, the study of which is described in a large number of papers prepared by the authors from different countries around the world⁴.

TMCP was predominantly used to produce low carbon steel plates^{5 6}. However, TMCP study with the use of steels, which carbon content is up to 40%, has become more popular recently⁷. The thorough study and introduction of steels with a carbon content of 0,06% and below was further developed with in-depth research of hardening processes and obtaining additional properties⁸. The research on the effect of various cooling rates during TMCP on the structure and properties of the rolled products is of particular interest^{9 10} and demonstrates the effect of substantial increase in properties with acceleration in cooling rate.

¹ Militzer M. Thermomechanical Processed Steels Reference Module in Materials Science and Materials Engineering Comprehensive. Materials Processing. Vol. 1, 2014. P. 191–216.

² Yu. A. Zinchenko, A. G. Kurpe, O. A. Bagmet. Prospects of the technology used to make skelp at the Azovstal metallurgical combine, Metallurgist. Vol. 52. Nos. 7–8, 2008. P. 461–463.

³ The detailed information has given by the authors in the paper [3–5].

⁴ The detailed information has given by the authors in the paper [3–18].

⁵ TAN Wen, LIU Zhen-yu, WU Di, WANG Guo-dong. Artificial Neural Network Modeling of Microstructure During C-Mn and HSLA Plate Rolling. Journal of Iron and Steel Research. International, 2009. 16(2). P. 80–83.

⁶ DONG Rui-feng, SUN Li-gang, LIU Zhe, WANG Xue-lian, LIU Qing-you. Microstructures and Properties of X60 Grade Pipeline Strip Steel in CSP Plant. Journal of Iron and Steel Research. International, 2008. P. 71–75.

⁷ Vahid Javaheria, Nasseh Khodaieb, Antti Kajjalainen, David Portera. Effect of niobium and phase transformation temperature on the microstructure and texture of a novel 0.40% C thermomechanically processed steel, Materials Characterization 142, 2018. P. 295–308.

⁸ The detailed information has given by the authors in the paper [8, 10, 15, 20, 21].

⁹ J. Zhao, W. Hu, X. Wang, J. Kang, Y. Cao, G. Yuan, H. Di, R.D.K. Misra. A Novel thermo-mechanical controlled processing for large-thickness microalloyed 560 MPa (X80) pipeline strip under ultra-fast cooling. Materials Science & Engineering A 673, 2016. P. 373–377.

¹⁰ S. Tang, Z.Y. Liu, G.D. Wang, R.D.K. Misra. Microstructural evolution and mechanical properties of high strength microalloyed steels: Ultra Fast Cooling (UFC) versus Accelerated Cooling (ACC). Materials Science & Engineering A 580, 2013. P. 257–265.

If the equipment allows, state-of-the-art technology will enable the production of rolled products with a yield strength of up to 800 MPa and more, but new higher levels of properties create also new challenges that require further study^{11 12}.

With the development of technology and in-depth study of its influence on new properties of the rolled products, forecasting of the technology implementation results through the simulation of the development of microstructure and mechanical properties proposed by the paper authors^{13 14} became more widespread.

The great list of scientific papers shows that TMCP technology mastering for further production requires conducting a number of studies to demonstrate the capabilities of technology, equipment and obtain appropriate quality in accordance with the requirements of standards and customers¹⁵.

The development of thermo-mechanical controlled process technology to produce shipbuilding steel plates (Grade EH36, 25 × 2150 × 8000 mm) instead of heat treatment by normalization at the rolling mill 3600 is a relevant target to ensure manufacture of the rolled products in accordance with modern requirements and allow reducing production costs.

Statement of basic materials

The existing equipment of the rolling mill 3600 currently consists of five duplicate pusher-type reheating furnaces, which are able to heat the slabs with a thickness of 130-350 mm, width of 1100-1920 mm, length of 920-3420 mm, and weight of 1,8-16 tonnes; descaler with a pressure of 150 atm;

¹¹ J. Zhao, W. Hu, X. Wang, J. Kang, G. Yuan, H. Di, R.D.K. Misra. Effect of microstructure on the crack propagation behavior of microalloyed 560 MPa (X80) strip during ultra-fast cooling. *Materials Science & Engineering A* 666, 2016. P. 214–224.

¹² Alexey Gervasyev, Victor Carretero Olalla, Jurij Sidor, Nuria Sanchez Mouriño, Leo A.I. Kestens, Roumen H. Petrov. An approach to microstructure quantification in terms of impact properties of HSLA pipeline steels. *Materials Science & Engineering A* 677, 2016. P. 163–170.

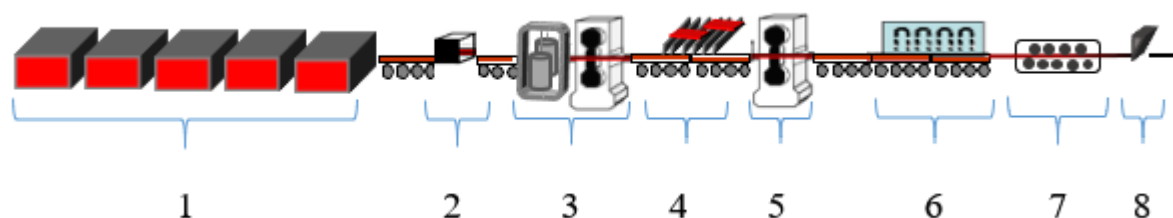
¹³ Yunbo Xu, Yongmei Yu, Xianghua Liu, and Guodong Wang. Modeling of microstructure evolution and mechanical properties during hot-strip rolling of Nb steels. *Journal of University of Science and Technology*. Beijing. Vol. 15, 2008. P. 396–401.

¹⁴ P. Korczak, H. Dyja. Investigation of microstructure prediction during experimental thermo-mechanical plate rolling. *Journal of Materials Processing Technology*. 109, 2001. P. 112–119.

¹⁵ The detailed information has given by the authors in the paper [23–29].

universal roughing stand, which provides for maximum rolling force of 11 MN with the vertical rolls and 46 MN with the horizontal rolls; duplicate carriage to transfer the rolled products with a thickness of 50,8 mm and more to further heavy plate treatment area; finishing reversing stand with a maximum rolling force of 46 MN (roughing and finishing stands are equipped with built-in 150 atm descalers on both sides); SMS Demag accelerated controlled cooling unit, including a cooling section of 25600 mm, 24 top and 24 bottom collector headers for laminar cooling (cooling rate is 12-45 °C/s); SMS Demag 9-roller hot-plate leveling machine; transverse cutting machine.

Layout of the main equipment of the rolling mill 3600 is shown in Fig. 1.



- | | |
|---|--|
| 1 – reheating furnaces; | 5 – finishing reversing stand; |
| 2 – descaler; | 6 – accelerated controlled cooling unit; |
| 3 – universal roughing reversing stand; | 7 – roller hot-plate leveling machine; |
| 4 – carriage for heavy plate transfer; | 8 – transverse cutting machine. |

Fig. 1. Layout of the main equipment of the rolling mill 3600

The mill produces steel plates for structural, engineering, shipbuilding purposes, as well as for construction of the offshore drilling platforms, for the manufacture of large diameter high-pressure electric-welded pipes and other purposes. The rolled products have the following dimensions: thickness of 6-200 mm, width of 1500-3300 mm, length of 6000-24400 mm.

It should be noted that currently high-strength shipbuilding steel plates (Grade EH36) with a thickness of up to 50 mm are produced at the rolling mill 3600 using heat treatment – normalization, which is stated in the certificate № 08458/D0 BV issued by Bureau Veritas.

According to Bureau Veritas Rules, steel plates (Grade EH36) with a thickness up to 100 mm can be produced with normalization or thermo-mechanical rolling process.

Following Bureau Veritas classification, NR 216 Rules, Chapter 2 (clause 1.7.3)¹⁶, thermo-mechanical rolling, *TM* (thermo-mechanical controlled process, *TMCP*), provides for strict control of metal temperature and reduction during rolling. In general, we may observe larger percentage of the reduction at a temperature close to the temperature Ar_3 , which can involve rolling in the two-phase region. The following normalization or other types of heat treatment cannot reproduce the post-TM (*TMCP*) properties. The accelerated controlled cooling (*ACC*) after rolling can be used by special approval of the company, which makes it possible to improve mechanical properties through the controlled cooling with a rate greater than ambient air cooling rate.

The slabs (220 × 1850 × 1590-1600 mm, 5.080-5.112 tonnes, heat № 2104917) with the chemical composition given in Table 1 were used in experimental rolling.

The chemical composition of the experimental slabs fully meets the Rules on Materials and Welding for the Classification of Marine Units (NR 216), Chapter 2, established for the thermo-mechanical controlled process of rolled product manufacture (Grade EH36).

For comparison of chemical compositions, Table 1 demonstrates a typical chemical composition, which is currently used to produce the Grade EH36 with heat treatment – normalization. The chemical composition shown herein has a slight deviation from the composition used in the experimental rolling. However, excess of the prescribed carbon equivalent limit does not allow its use for the thermo-mechanical controlled process.

¹⁶ Rule Note NR 216 DT R09 E. Rules on Materials and Welding for the Classification of Marine Units. Bureau Veritas, January 2017. P. 260.

Table 1

Slab parameters for experimental rolling

Steel grade	Heat №	CE	Chemical element content, %													
			C	Mn	Si	S	P	Nb	Cr	Ni**	Cu	V*	Ti**	Mo	Al	H
EH36	2104917	0.38	0.16	1.28	0.25	0.0040	0.019	0.033	0.03	0.03	0.03	0.003	0.012	0.005	0.04	4.9
EH36	typical*	0.37-0.41	0.14-0.16	1.32-1.35	0.22-0.26	0.005-0.011	0.009-0.018	0.032-0.038	0.03-0.08	0.02-0.13	0.02-0.05	-	-	-	0.028-0.040	3.1-4.7
BV Rules, NR 216, Chapter 2		≤ 0.38	≤ 0.18	0.90-1.60	≤ 0.50	≤ 0.035	≤ 0.035	0.02-0.05	≤ 0.20	≤ 0.40	≤ 0.35	0.05-0.10	≤ 0.02	≤ 0.08	≥ 0.015	-
		Amount of Nb + V + Ti ≤ 0.12%. Carbon equivalent (CE) is calculated according to the following formula: $CE = C + \frac{Mn}{6} + \frac{(Cr + Mo + V)}{5} + \frac{(Ni + Cu)}{15}$														

* typical chemical composition, which is used for the current production of the specified product mix with the use of heat treatment – normalization

** elements mentioned above are used separately or in combination

When designing technology, there have been used the principles of controlled rolling at low temperatures, in particular, formation of the necessary structure and properties of rolled products when the deformation ends in the two-phase γ - α region.

The plates (25 × 2150 mm, Grade EN36), which are currently produced with the normalization, have been taken as the experimental product mix.

The following target thermo-mechanical parameters of the rolling process have been calculated: deformation degree after receiving the rolled product width in the roughing stand of no less than 15%; temperature conditions in the finishing stand; initial deformation temperature of 750-770°C; final deformation temperature of 740-720°C.

The technology design has been based on the integrated mathematical model of the rolling mill 3600.

The target rolling pattern in the roughing stand is a transverse and longitudinal pattern with an increase in deformation, which provides on average constant rolling force of 23 MN between the passes. The thermo-mechanical controlled process has been introduced at the rolling mill 3600 in accordance with the developed temperature and deformation conditions (Tables 2, 3).

During the study, there have been used two patterns: longitudinal-transverse-longitudinal (breakdown with pulling) for batch № 7052 and target-transverse-longitudinal for batch № 7053.

Comparison of the calculation results with the actual rolling parameters is presented in Table 2 and Table 3.

The actual rolling parameters, including the deformation degree after the breakdown in the roughing stand, and the temperature conditions in the finishing stand were met.

The rolling force variation in the passes in the roughing and finishing stands is shown in Fig. 2 and Fig. 3.

The rolling pattern in the roughing stand, which was used in the production of the batch № 7053, is more appropriate, since it allows, with an increase in the deformation degree, reducing number of passes and, with an increase in rolling forces in the passes 3, 4 and 5, reducing rolling cycle. This pattern is closer to the target one.

The rolling pattern used in the production of the batch № 7052, owing to the phase changes in the longitudinal (passes 1-3, 6) and transverse (passes 4-5) rolling, with due regard to the target pattern, resulted in the rolling force growth due to increase in the rolling product width in transverse passes.

Table 2

**Target and actual parameters of plate production (25 × 2150 mm,
Grade EH36) in the roughing stand at the mill 3600**

Pass number	Target parameters				Actual parameters									
					Batch № 7052					Batch № 7053				
	Thickness, mm	Deformation degree, %	Rolling force, MN × 100	Temperature, °C	Thickness (clock face), mm	Thickness (recalculated)*, mm	Deformation degree, %	Rolling force, MN × 100	Temperature, °C	Thickness (clock face), mm	Thickness (recalculated)*, mm	Deformation degree, %	Rolling force, MN × 100	Temperature, °C
0	T 221,7				221,7					T 221,7				
1	190	14,3	2045,6	1150	200	202,2	9,6	2250	1128	180	182,7	21,3	2500	1125
2	154	18,9	2386,9	1146	180	182,3	10,9	2300		152	154,2	18,5	2250	
3	T 131	14,9	2299,5	1142	145	147,7	23,4	2500		T 115	119,3	29,3	3420	
4	110	16,0	2300,4	1136	K 123	127,4	15,9	3500		90	93,9	27,1	3200	
5	91	17,3	2302,9	1129	100	103,9	22,6	3200		72	75,2	24,9	2820	
6	75	17,6	2202,7	1121	T 72	76,1	36,5	3300						

T – means turning

** actual thickness of the feed recalculated with due regard to the stand stiffness*

When compared with the batch № 7053, this pattern has an increased number of passes, therefore, it is longer-term and more energy-consuming.

After rolling and final cooling, samples were taken from the rolled products to conduct a series of mechanical tests (main and additional) in accordance with BV Rules, NR 216, Chapter 2, and BV Rules, NR 480 Approval of the Manufacturing Process of Metallic Materials. The test results are shown in Table 4 and Table 5.

Table 3

**Target and actual parameters of plate production (25 × 2150 mm,
Grade EH36) in the finishing stand at the mill 3600**

Pass number	Target parameters				Actual parameters									
					Batch № 7052					Batch № 7053				
	Thickness, mm	Deformation degree, %	Rolling force, MN × 100	Temperature, °C	Thickness (clock face), mm	Thickness (recalculated)*, mm	Deformation degree, %	Rolling force, MN × 100	Temperature, °C	Thickness (clock face), mm	Thickness (recalculated)*, mm	Deformation degree, %	Rolling force, MN × 100	Temperature, °C
0	75					76,1						75,2		
1	71	5,3	2427,1	760	66	66,8	12,2	3450	768	65	65,6	12,8	3370	767
2	65	8,5	3419,2	756	56	58,2	12,9	4300		57	58,4	11,0	3820	
3	59,5	8,5	3322,9	754	48	50,3	13,6	4370		51	52,6	9,9	3950	
4	54	9,2	3452,6	752	42	44,2	12,1	4320		45	46,6	11,4	3950	
5	49	9,3	3345,3	750	38	39,1	11,5	3670		40	41,5	10,9	3900	
6	44	10,2	3501,9	747	34	35,1	10,2	3650		36	37,3	10,1	3750	
7	39,5	10,2	3393,9	744	31	31,6	10,0	3370		32	33,3	10,7	3770	
8	35	11,4	3570,2	741	29	29	8,2	3020		29	30	9,9	3570	
9	31	11,4	3458,9	737	29	26,6	8,3	1550	738	27	27,3	9,0	3200	
10	27,5	11,3	3274,6	736						26,5	25,6	6,2	2470	721
11	25	9,1	2654,1	734										

T means turning

** actual thickness of the feed recalculated with due regard to the stand stiffness*

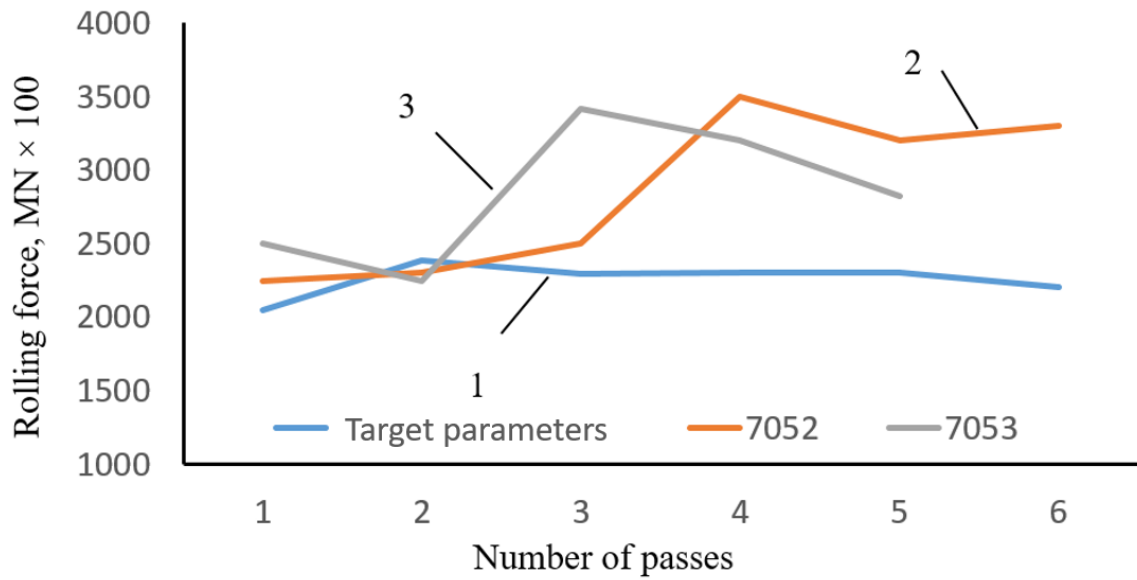


Fig. 2. Rolling force variation in the passes in the roughing stand when calculating target conditions (1) and actual rolling of the batches № 7052 (2) and № 7053 (3)

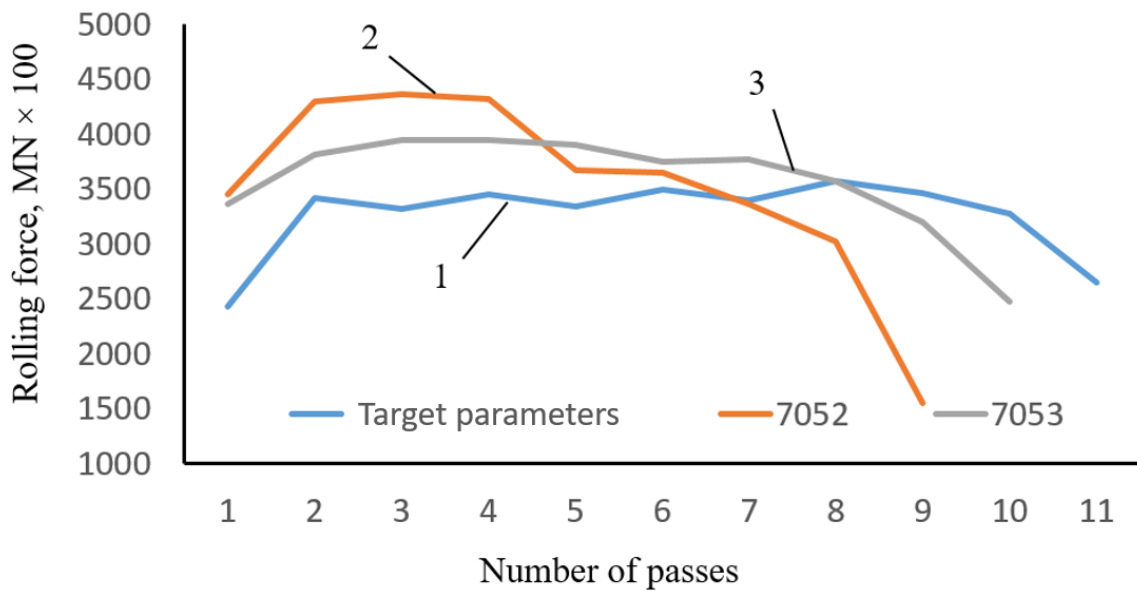


Fig. 3. Rolling force variation in the passes in the finishing stand when calculating target conditions (1) and actual rolling of the batches № 7052 (2) and № 7053 (3)

The rolling patterns used in the roughing stand are shown in Fig. 4

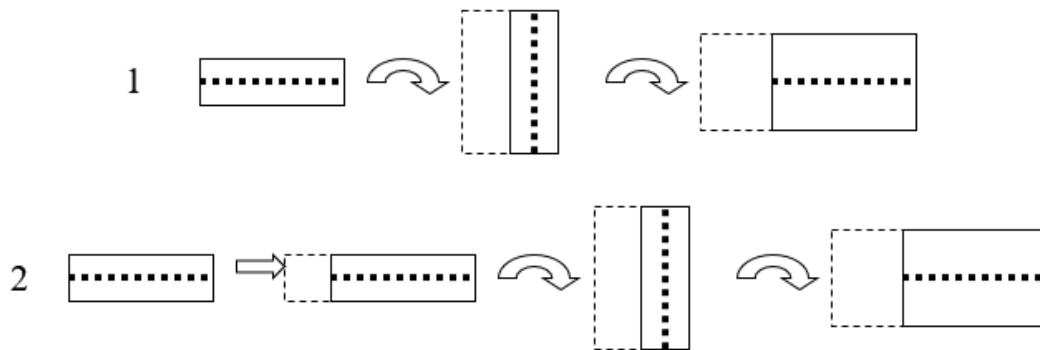


Fig. 4. Rolling pattern in the roughing stand, actually used in the batch № 7053 (1) and actually used in the batch № 7052 (2)

Table 4

Main test results for the rolled products in accordance with BV Rules, NR 216, Chapter, and BV Rules, NR 480

Type of tests	BV requirements	Test results		Data compared with the post heat treatment and normalization condition
		Batch № 7052	Batch № 7053	
Rolled product thickness, mm		25	25	23-27
Yield strength, R_{eH} , MPa, min.	355	437	450	367-426
Tensile strength, R_m , MPa	490-630	550	560	496-540
Elongation, A_5 , %, min.	21	30	30	25-36
Average impact energy, J				
KVL ₄₀ (longitudinal test)	34	144/166/155	142/125/149	194/204
KVT ₄₀ (transverse test)	24	99/105/107	116/107/117	

To compare the existing technology with the experimental rolling, Table 4 shows the test results for the rolled products manufactured with normalization and using TMCP technologies.

Table 5

Additional test results for the rolled products in accordance with BV Rules, NR 216, Chapter, and BV Rules, NR 480

Type of tests	Test results	
	Batch № 7052	Batch № 7053
Tensile test (with stress relief) at 600°C (2 min/mm), min. 1 hour		
Yield strength, R_{eH} , MPa, min.	435	459
Tensile strength, R_m , MPa	548	556
Elongation, A_5 , %, min.	30	31
Impact test on the specimens without ageing, J		
KVL ₀	171/192/187	149/177/182
KVL ₂₀	185/187/192	173/188/146
KVT ₂₀	143/135/132	132/142/136
KVL ₄₀	144/166/155	142/125/149
KVT ₄₀	99/105/107	116/107/117
KVL ₆₀	113/127/117	104/112/115
KVT ₆₀	80/72/81	77/96/86
Impact test on the specimens with deformation aging, J		
KVL ₂₀	158/153	184/166
KVL ₄₀	107/113	140/116
KVL ₆₀	48/10	70/84
Fiber ₆₀ , %	40/0	90/100
Non-metallic inclusions (average / maximum rating)		
Brittle silicates CX, points	2,1/2,5	0,8/1,5
Undeformed silicates, CH, points	2,0/2,5	1,5/2,0
Sulfur prints	In the axial zone, there is sulfur accumulation in the form of spots and individual short irregular segregation lines	
Microstructural examination	Ferrite-pearlitic, with an increase in the perlite component fraction in the axial zone	
Size distribution	9; 10	9; 10
Through-thickness tensile testing, Z, %	61/67	60/52

Thus, the results of the main mechanical tests of rolled products manufactured according to thermo-mechanical rolling conditions, fully meet the requirements contained in BV Rules.

In general, additional tests also demonstrated positive results. The only exceptions were impact test results for the samples taken from the batch № 7052 with deformation aging and assessment of the fiber share in the fracture at -60°C , which showed a lower level of properties. These results require additional testing and a microstructure study.

Slight increase in the properties obtained during tensile tests of the batch № 7053 can be attributed to the use of more intense rolling schedule in the roughing stand.

Thermo-mechanical rolling allowed obtaining a finer ferrite grain (10; 9 points) in comparison with normalization (8; 9 points) for the comparable product mix.

When comparing with the tensile strength test results on the comparable product mix manufactured with normalization, thermo-mechanical rolling provides a higher level of yield strength and tensile strength, so it could be said that it is possible to optimize the technology and chemical composition of steel.

CONCLUSIONS

1. The technical possibility of producing shipbuilding steel plate (Grade EH36) using thermo-mechanical controlled process (TMCP) at the rolling mill 3600, PJSC “AZOVSTAL IRON & STEEL WORKS”, has been confirmed.

2. For the first time, at the rolling mill 3600, PJSC “AZOVSTAL IRON & STEEL WORKS”, an experimental batch of the rolled products (Grade EH36) has been produced with TMCP in strict compliance with Bureau Veritas Rules, a complex of main and additional tests has been carried out, which demonstrates the possibility of further mastering of the technology and product certification.

3. Introduction of the thermo-mechanical controlled process instead of normalization will reduce the production cost of the rolled products by eliminating natural gas consumption for heat treatment (normalization).

4. To prepare the certification, in accordance with Bureau Veritas Rules, it is necessary to conduct an additional series of investigations for the rolled products (Grade EH36) of different thicknesses.

SUMMARY

For the first time, technology has been developed, and experimental batch of shipbuilding steel plates (Grade EH36, $25 \times 2150 \times 8000$ mm) has been produced according to the requirements of classification societies (Bureau Veritas Rules), at the rolling mill 3600, PJSC “AZOVSTAL IRON & STEEL WORKS”. The technology is developed using general requirements for the manufacture of rolled products with the thermo-mechanical controlled process and mathematical model of the rolling process. The technical possibility of producing shipbuilding steel plates (Grade EH36, $25 \times 2150 \times 8000$ mm) using thermo-mechanical controlled process (TMCP) instead of heat treatment processing by normalization in accordance with Bureau Veritas Rules at the rolling mill 3600.

REFERENCES

1. Militzer M. Thermomechanical Processed Steels Reference Module in Materials Science and Materials Engineering Comprehensive. Materials Processing. Vol. 1, 2014. P. 191–216. URL: <https://doi.org/10.1016/B978-0-08-096532-1.00115-1>.
2. Yu. A. Zinchenko, A. G. Kurpe, O. A. Bagmet. Prospects of the technology used to make skelp at the Azovstal metallurgical combine, Metallurgist. Vol. 52. Nos. 7–8, 2008. P. 461–463. URL: <https://doi.org/10.1007/s11015-008-9065-4>.
3. LI Hai-jun, LI Zhen-lei, YUAN Guo, WANG Zhao-dong, WANG Guo-dong. Development of New Generation Cooling Control System After Rolling in Hot Rolled Strip Based on UFC. Journal of Iron and Steel Research. International, 2013. 20(7). P. 29–34.
4. LIU En-yang, ZHANG Dian-hua, SUN Jie, PENG Liang-gui, GAO Bai-hong, SU Li-tao. Algorithm Design and Application of Laminar Cooling Feedback Control in Hot Strip Mill. Journal of Iron and Steel Research.

International, 2012. 19(4). P. 39–42. URL: [https://doi.org/10.1016/S1006-706X\(12\)60085-5](https://doi.org/10.1016/S1006-706X(12)60085-5).

5. Volodymyr Kukhar, Andrii Prysiazhnyi, Elena Balalayeva, Oleksandr Anishchenko. Designing of induction heaters for the edges of pre-rolled wide ultrafine sheets and strips correlated with the chilling end-effect, Modern Electrical and Energy System MEES'2017, IEEE. Kremenchuk, Ukraine. Kremenchuk Mykhailo Ostrohradskyi National University, 2017. P. 404–407. URL: <https://doi.org/10.1109/MEES.2017.8248945>.

6. Yunbo Xu, Yongmei Yu, Xianghua Liu, and Guodong Wang. Modeling of microstructure evolution and mechanical properties during hot-strip rolling of Nb steels. Journal of University of Science and Technology. Beijing. Vol. 15, 2008. P. 396–401. URL: [https://doi.org/10.1016/S1005-8850\(08\)60075-4](https://doi.org/10.1016/S1005-8850(08)60075-4).

7. P. Korczak, H. Dyja. Investigation of microstructure prediction during experimental thermo-mechanical plate rolling. Journal of Materials Processing Technology. 109, 2001. P. 112–119. PII: S 0924-0136(00)00784-6.

8. Xiangwei Kong, Liangyun Lan. Optimization of mechanical properties of low carbon bainitic steel using TMCP and accelerated cooling. 11th International Conference on Technology of Plasticity. ICTP. 2014. P. 19–24. Nagoya Congress Center. Nagoya, Japan. Procedia Engineering 81, 2014. P. 114–119.

URL: <https://doi.org/10.1016/j.proeng.2014.09.136>.

9. Sir Harshad Bhadeshia. Thermomechanical Treatment of Steels. Microstructure and Properties (Fourth edition), 2017. P. 271–301. URL: <https://doi.org/10.1016/B978-0-08-100270-4.00010-X>.

10. V. Carretero Olalla, V. Bliznuk, N. Sanchez, P. Thibaux, L.A.I. Kestens, R.H. Petrov. Analysis of the strengthening mechanisms in pipeline steels as a function of the hot rolling parameters. Materials Science & Engineering A 604, 2014. P. 46–56. URL: <https://doi.org/10.1016/j.msea.2014.02.066>.

11. J. Zhao, W. Hu, X. Wang, J. Kang, Y. Cao, G. Yuan, H. Di, R.D.K. Misra. A Novel thermo-mechanical controlled processing for large-thickness microalloyed 560 MPa (X80) pipeline strip under ultra-fast cooling.

Materials Science & Engineering A 673, 2016. P. 373–377.
URL: <https://doi.org/10.1016/j.msea.2016.07.089>.

12. J. Zhao, W. Hu, X. Wang, J. Kang, G. Yuan, H. Di, R.D.K. Misra. Effect of microstructure on the crack propagation behavior of microalloyed 560 MPa (X80) strip during ultra-fast cooling. Materials Science & Engineering A 666, 2016. P. 214–224. URL: <https://doi.org/10.1016/j.msea.2016.04.073>.

13. TAN Wen, LIU Zhen-yu, WU Di, WANG Guo-dong. Artificial Neural Network Modeling of Microstructure During C-Mn and HSLA Plate Rolling. Journal of Iron and Steel Research. International, 2009. 16(2). P. 80–83.

URL: [https://doi.org/10.1016/S1006-706X\(09\)60032-7](https://doi.org/10.1016/S1006-706X(09)60032-7).

14. DONG Rui-feng, SUN Li-gang, LIU Zhe, WANG Xue-lian, LIU Qing-you. Microstructures and Properties of X60 Grade Pipeline Strip Steel in CSP Plant. Journal of Iron and Steel Research. International, 2008. P. 71–75.

URL: [https://doi.org/10.1016/S1006-706X\(08\)60035-7](https://doi.org/10.1016/S1006-706X(08)60035-7).

15. Alexey Gervasyev, Victor Carretero Olalla, Jurij Sidor, Nuria Sanchez Mouriño, Leo A.I. Kestens, Roumen H. Petrov. An approach to microstructure quantification in terms of impact properties of HSLA pipeline steels. Materials Science & Engineering A 677, 2016. P. 163–170. URL: <https://doi.org/10.1016/j.msea.2016.09.043>.

16. Bagmet O.A. Formirovanie optimal'nyh struktur i svoystv pri provedenii kontroliruemoy prokatki trubnyh stalej, soderzhashhih niobij // Avtoreferat dis. M. «Grafiks V». 2007. 23 s.

17. Sposib vyrobnyctva stalevyh vysokomicnyh elektrozvarnyh odnoshovnyh trub velykogo diametra dlja magistral'nyh truboprovodiv: pat. 98214 Ukrai'na: MPK (2012.01), B21C 37/08 (2006.01) B21B 1/32 (2006.01) C22C 38/00 C21D 8/02 (2006.01) C21D 8/10 (2006.01) B23K 9/025 (2006.01). № a 2010 11473; zajava 27.09.2010; publ. 25.04.2012, Bjul.№ 8. 7 s.

18. Sposib vyrobnyctva stalevyh vysokomicnyh elektrozvarnyh dvoshovnyh trub velykogo diametra dlja magistral'nyh truboprovodiv: pat. 96097 Ukrai'na: MPK (2011.01), B21C 37/08 (2006.01) C22C 38/00 C21D

1/00 B21B 1/22 (2006.01) B23K 9/00. № a201011469; zava 27.09.2010; publ. 26.09.2011, Bjul. № 18. 5 s.

19. Vahid Javaheria, Nasseh Khodaieb, Antti Kaijalainen, David Portera. Effect of niobium and phase transformation temperature on the microstructure and texture of a novel 0,40% C thermomechanically processed steel, *Materials Characterization* 142, 2018. P. 295–308. URL: <https://doi.org/10.1016/j.matchar.2018.05.056>.

20. G. W. Bright, J. I. Kennedy, F. Robinson, M. Evans, M. T. Whittaker, J. Sullivan, Y. Gao. Variability in the mechanical properties and processing conditions of a High Strength Low Alloy steel. *Procedia Engineering* 10, 2011. P. 106–111. URL: <https://doi.org/10.1016/j.proeng.2011.04.020>.

21. TAN Wen, HAN Bin, WANG Shui-ze, YANG Yi, ZHANG Chao, ZHANG Yong-kun. Effects of TMCP Parameters on Microstructure and Mechanical Properties of Hot Rolled Economical Dual Phase Steel in CSP. *Journal of Iron and Steel Research. International*, 2012. 19(6). P. 37–41. URL: [https://doi.org/10.1016/S1006-706X\(12\)60124-1](https://doi.org/10.1016/S1006-706X(12)60124-1).

22. S. Tang, Z.Y. Liu, G.D. Wang, R.D.K. Misra. Microstructural evolution and mechanical properties of high strength microalloyed steels: Ultra Fast Cooling (UFC) versus Accelerated Cooling (ACC). *Materials Science & Engineering A* 580, 2013. P. 257–265. URL: <https://doi.org/10.1016/j.msea.2013.05.016>.

23. Sposib vyrobnyctva garjachekatanogo prokatu pidvyshhenoi' micnosti: pat. 110812 Ukrai'na: MPK B21B 1/46 (2006.01). № u 2016 03353; zajava 31.03.2016; publ. 25.10.2016, Bjul. № 20. 4 s.

24. Sposib vyrobnyctva garjachekatanogo prokatu pidvyshhenoi' micnosti: pat 121374 Ukrai'na: MPK B21B 1/46 (2006.01). № u 2017 01785; zajava 24.02.2017; publ. 11.12.2017, Bjul. № 23. 4 s.

25. Teoreticheskij analiz momenta pri prokatke s natjazheniem polosy / O. P. Maksimenko, A. G. Priszazhnyj, V. V. Kukhar, E. V. Kuz'min // *Obrabotka materialov davleniem : sb. nauch. tr. / DGMA. – Kramatorsk : DGMA, 2017. № 1 (44). S. 199–203.*

26. Kukhar V. V. Utochnenie metodiki rascheta teplovyh poter metalla na nepreryvnyh stanah gorjachej prokatki // *Obrabotka materialov davleniem : sb. nauch. tr. / DGMA. Kramatorsk: DGMA, 2018. № 1(46). S. 159–166.*

27. Kurpe O.G. Utochnennja rozrahunku teplovyh vtrat metalu na stanah Stekkelja. *Problemy trybologii' = Problems of Tribology*. 2018. № 1. S. 78–84.

28. Kukhar V.V. Rozrobka tehnologii vyrobnyctva lystovogo prokatu tovshhynuju 4 mm na stani 3200 zavodu Trametel SpA. *Metallurghyckeskaja y gornorudnaja promishlennost*. 2018. № 2. S. 24–29.

29. Volodymyr Kukhar, Viktor Artiukh, Andrii Prysiashnyi and Andrey Pustovgar. Experimental Research and Method for Calculation of 'Upsetting-with-Buckling' Load at the Impression-Free (Dieless) Preforming of Workpiece. *E3S Web of Conference (HRC 2017)*. Vol. 33. 02031. 2018. <https://doi.org/10.1051/e3sconf/20183302031>.

30. Rule Note NR 216 DT R09 E. Rules on Materials and Welding for the Classification of Marine Units. –Bureau Veritas, January 2017. P. 260.

Information about authors:

Kurpe O. H.,

Candidate of Technical Sciences,

Chief Expert, METINVEST HOLDING, LLC

116A, Nakhimova Avenue, Mariupol, Donetsk region, 87534 Ukraine

Kukhar V. V.,

Doctor of Sciences, Professor,

Head of Metalforming Department

Pryazovskyi State Technical University

7, Universytetska Street, Mariupol, Donetsk region, 87555, Ukraine

Izdevniecība “Baltija Publishing”
Valdeķu iela 62 – 156, Rīga, LV-1058

Iespiests tipogrāfijā SIA “Izdevniecība “Baltija Publishing”
Parakstīts iespiešanai: 2018. gada 20. decembris
Tirāža 150 eks.